



Windows

The classic style of a fully sculptured profile



PDP 11/06/05/21



The beauty of Consort *fs* goes far beyond its striking good looks

Incorporating all the best features of PVCu, the Consort *fs* integrated system is the latest generation 70mm lead-free profile, combining the best of style and performance. Proving that beauty can be more than just skin deep, this innovative profile, which has the highest attainable BSI Class 'A' specification, combines strength and value for money with a truly elegant sculptured appearance, following the lines of many timber designs.

Available in a full range of sizes, all with totally integrated system features, the Consort *fs* range will revolutionise the way you think about windows and doors.


- » Environmentally friendly lead-free 70mm profiles
- » Internally glazed for extra security and ease of unit replacement
- » BSI Class 'A' specification profiles (highest attainable)
- » Casement windows – Secured by Design. POLICE PREFERRED SPECIFICATION*
- » Made to BSI specification
- » Low sightline gaskets add to the frame's sleek appearance
- » Achieves a U value of 1.4W/m²k when glazed with 28mm Low E sealed units with Warm Edge spacer bar argon filled cavity*
- » Energy rated window as standard with glass from Consort
- » Available in a vast array of coloured foils and woodgrains, as well as all white

*Subject to specification.



Contents

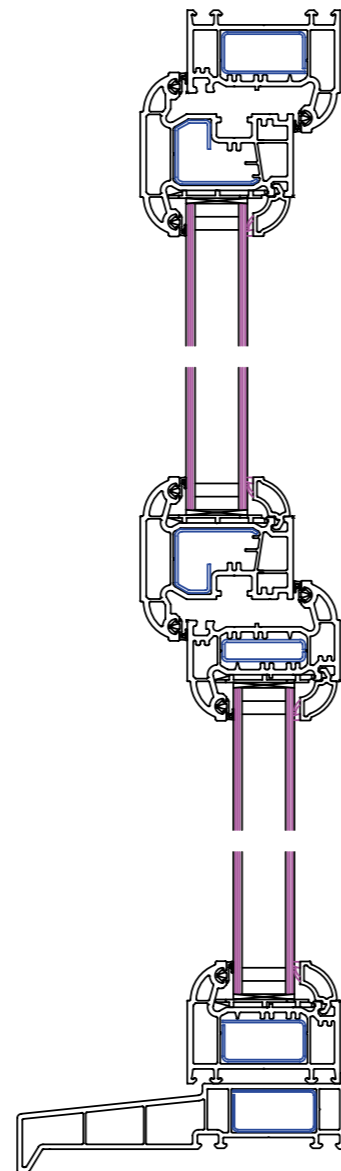
Internally beaded casements	06 – 07
Sash horn casements	08 – 09
Mechanical flush sash casements	10 – 11
Fully welded flush sash casements	12 – 13
Tilt & turn windows	14 – 15
Vertical slider windows	16 – 17
Fully reversible windows	18 – 19
Fire escape windows	20 – 21
Colour options	22
Multilock system	23
Hardware range	24 – 25
Accreditations	26
Secured by Design	27



Internally beaded casements

Fully Sculptured Profile

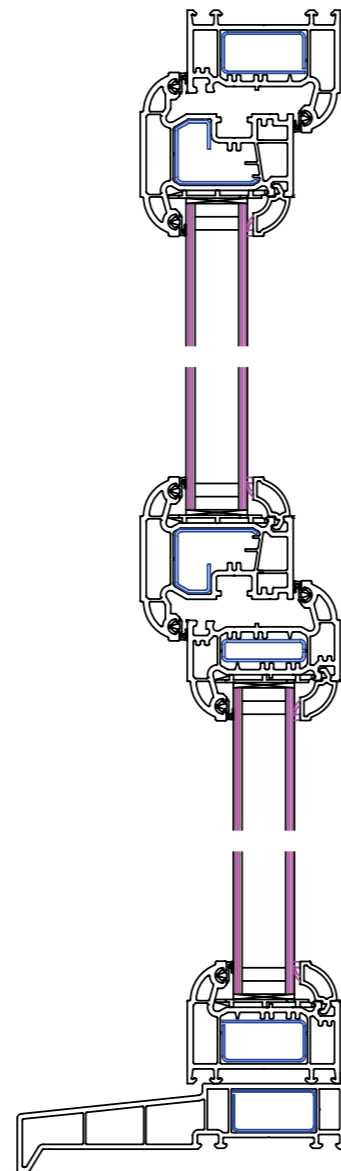
- » Alternative outer frame sizes and transom/mullion available
- » An ideal window for all applications available in a full range of styles and sizes
- » 70mm front-to-back multi-chambered profiles
- » Available in a vast array of coloured foils and woodgrains as well as all white



Sash horn casements

Fully Sculptured Profile

- » Run through sash horns offer a traditional timber look mock horn with the benefit of PVCu security and thermal values
- » Alternative outer frame sizes and transom/mullion available
- » An ideal window for all applications available in a full range of styles and sizes
- » 70mm front-to-back multi-chambered profiles
- » Available in a vast array of coloured foils and woodgrains as well as all white



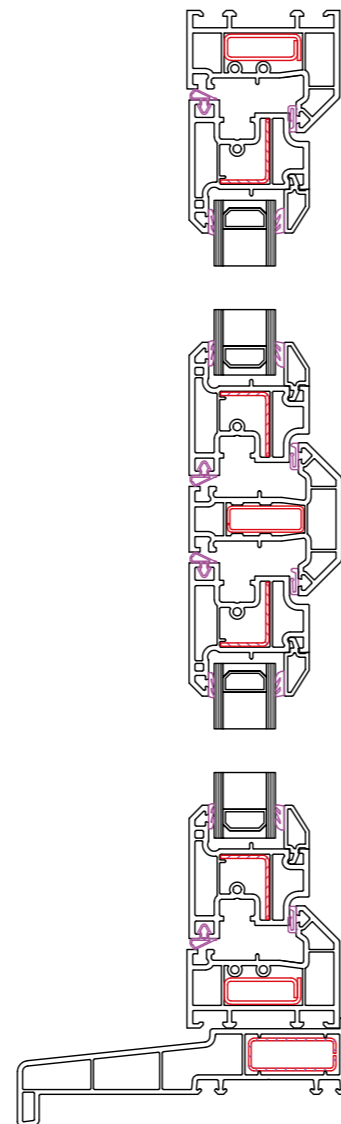
Mechanical flush sash casements

A modern twist on a traditional window

The slim sightlines of the Consort Flush Sash casement window incorporate all the benefits of modern windows with the looks of a traditional timber window, making this an ideal alternative or replacement to tired looking timber windows, first generation PVCu or standard casement PVCu windows.

The traditional external mechanical joints eliminate the tell-tale sign of a PVCu window as there are no diagonal grooved welds.

The Consort Flush Sash is an ideal replacement for period properties, also bringing an excellent clean look to modern contemporary homes especially in trend-setting solid colours, making them perfect for any home.



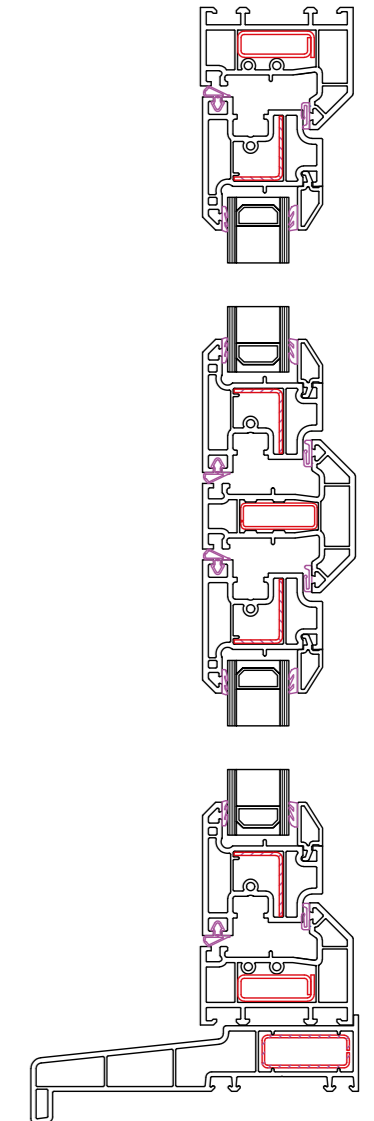
Fully welded flush sash casements

A contemporary take on a traditional window

For a more modern look, choose fully welded flush sash windows for joints diagonal in appearance. Mitre joints are a distinctive characteristic of uPVC allowing clean-cut lines and excellent performance.

With clean-cut lines, simplistic design and a flush fitting, flush sash windows are ideal for contemporary homes with minimalistic styling and décor.

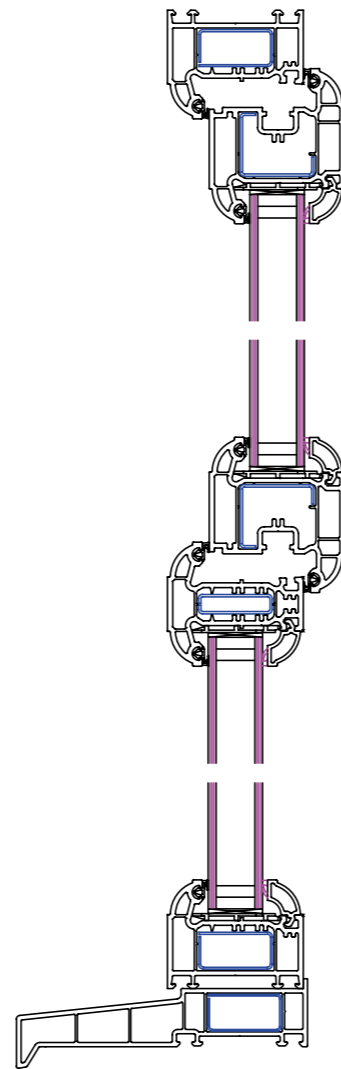
A beautiful range of modern smooth colour options have been developed with new homes in mind to mirror the sharp aesthetics of aluminium with all the benefits of uPVC.



Tilt & turn windows

Fully Sculptured Profile

- » An ideal window for many different types of installation from high-rise blocks to domestic houses
- » Features include the ability to clean the outside glass from indoors and the ventilation benefits while in the tilt position
- » Face fix or concealed gearing available
- » Alternative sizes of outer frame and transom/mullion available
- » 70mm front-to-back multi-chambered profiles
- » The ideal option for a well-ventilated but secure window
- » Available in a vast array of coloured foils and woodgrains as well as all white

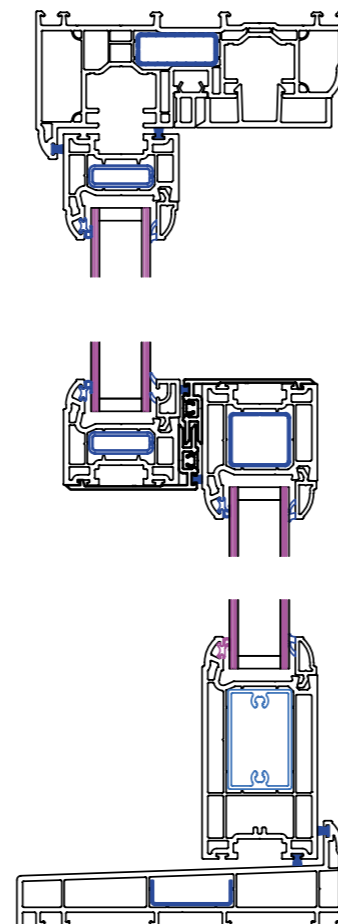


Vertical slider windows

Fully Sculptured Profile

- » The sculptured outer frame and sash will not only give you the traditional look of timber but also the performance benefits of PVCu
- » The interlock between the top and bottom sash will increase the weather and security performance
- » Flush fitting outer frame means no need to trim or plaster
- » Balanced, slim sightlines and a square travel stop cover will maximise the light whilst also giving you that elegant finish
- » Choice of hardware colour
- » Decorative horns – if requested
- » Low-maintenance
- » Easy cleaning
- » Secured by Design – POLICE PREFERRED SPECIFICATION*
- » Available in a vast array of coloured foils and woodgrains as well as all white

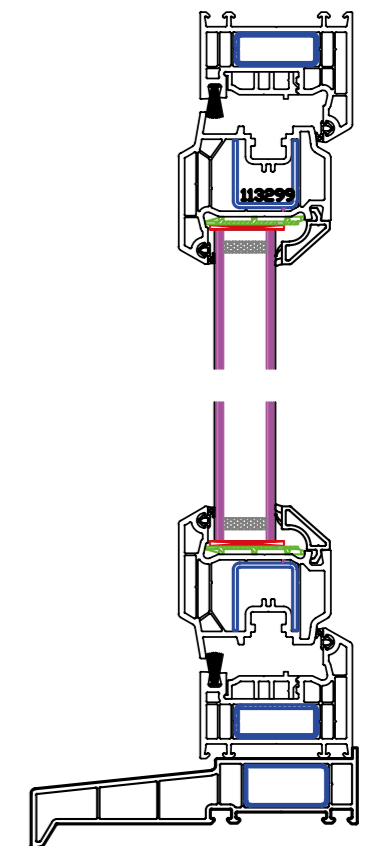
*Subject to specification.



Fully reversible windows

Fully Sculptured Profile

- » Sash rotates 360°
- » Easy cleaning of all surfaces from the inside
- » Two restricted opening positions for ventilation
- » Smooth, easy operation
- » Multipoint locking system
- » Low-maintenance and long life
- » Energy-efficient
- » Available in a wide range of colour and finish options, inside and out if required



Fire escape windows

Fully Sculptured Profile

- » Two windows with two handles
- » Slimline profile
- » 70mm front-to-back multi-chambered profiles
- » Locking mechanism –
Master: Multilock locking
Slave: top and bottom shoot bolts
- » Sliding hinge mechanism for easy cleaning to both windows
- » Full range of sizes available
- » Available in a vast array of coloured foils and woodgrains as well as all white



Position one: fire escape



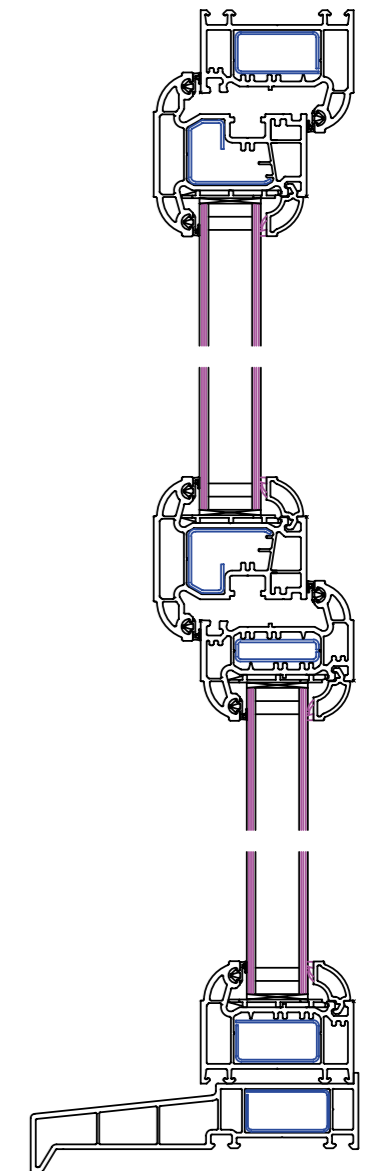
Position two: easy clean



Position one: fire escape



Position two: easy clean



Colour options

Introduce a whole new dimension

A whole new dimension has now been added to the already sleek and truly elegant appearance of the Consort range of windows... COLOUR! So why not add something a little different and bring colour back to your home.


- » Externally – a slightly textured, coloured foil giving the effect of painted wood
- » Internally – clean white profile
- » Available in a vast array of colours and woodgrains
- » Also available in all white, oak and rosewood effect, which can be specified both internally and externally

Virtually fade-free, with a 10-year adhesion guarantee, this highly durable finish will not crack, flake or peel as it retains sufficient flexibility to move with the material to which it is applied.

Thoroughly tested throughout Europe for over 10 years, this advanced, UV-stable colour system has proven resistance to all weather conditions, including salt water.

Colours shown are VEKA Matrix Fully Sculptured – ex-stock colour availability.

Standard colours



Multilock system

Fully Sculptured Profile

The Consort Multilock is approved and tested to loads of more than 4500N – 50% more than the 3000N specified, to meet the requirements of the security standard PAS 24.

The robustly built multilock also completed endurance testing of over 100,000 cycles ensuring long-life performance and no compromise on quality, incorporating a twin cam system giving you a lockable night vent function on the flush window.

- » Secured by Design – POLICE PREFERRED SPECIFICATION*
- » Multipoint locking system to satisfy PAS 24 security standard*
- » Easy, smooth, simple and secure
- » Robust, durable and corrosion-resistant for long life
- » Marine specification for enhanced corrosion protection with 10-year guarantee
- » Fully tested, heavy gauge materials and fixing points protect against attack
- » Eccentric 7.8mm or 9mm mushroom cams allow weatherseal pressure adjustment
- » Unique design with patent pending

CaseMENT Multilock requires the addition of anti-jemmy to comply with Secured by Design*.

*If you require Secured by Design please specify at the point of order.



Hardware range

Add something a little different

Hardware may be the last thing fitted, but it's the part we most frequently touch and the aspect by which we judge overall quality.

You need to be confident that all handles, locks and hinges meet agreed standards for safety, reliability and quality besides complementing the overall look and design of your new windows.



Roto tilt & turn hardware

Roto NT is a high-quality, well tried and tested hardware system for tilt & turn windows, that meets the highest requirements for security, ease of operation, durability and design.

The modular design of this single system with its extensive product and accessories range means it is suitable for every room solution including, for example; a secure child's room window, a burglar-proof balcony door, a designer-orientated living room or bedroom window, providing the best possible ventilation convenience.



Nico friction hinge

Designed and manufactured in the UK, the high-performance Nico Friction Hinge is robustly built with precision geometry for a smooth, positive closing action.

The Nico Restricted Egress Friction Hinge combines all the features of standard restrictor and egress hinges to offer a safe and easy way to comply with building regulations.

MILA Grip™ handle

- » The only Carbon Trust Certified window handle in the UK, with 60% less embodied carbon than a zinc window handle
- » Meets latest building regulation requirements
- » Manufactured from the high-strength Poly-Composite ABS
- » Strength tested to over 60kg – stronger than a zinc window handle
- » Independently tested to 50,000 cycles
- » Ergonomic button with options of locking, push-button and green button for emergency exit
- » High-gloss finish and inherent UV stability is independently tested to automotive international standards
- » Temperature-resistant thermoplastic provides a warm-touch grip
- » Never-rust material – 100% corrosion and chemical-resistant, suitable for aggressive environments
- » 100% recyclable material and components
- » The slide and clip screw cap covers the whole of the rose, ensuring it does not detach
- » Available in white, black, gold, silver and brushed silver



Handles and stays

Inspired by 19th century ironmongery, the elegant, classic design of the Monkey Tail and Tear Drop handles are ideally suited for heritage style windows.

Easy to operate and suitable for any window application, they can be locked in position using an Allen key for higher security.

The specially formulated finish is hard-wearing and significantly tougher than traditional wrought iron furniture.

Fully suited and perfectly matching Monkey Tail Operating and Dummy Peg Stays are also available.

Accreditations

British Standards information



BS 7412/PAS 24
WINDOWS
KM 61727

BS 7412: 2007 / PAS 24: 2016 – Enhanced security performance requirements for window assemblies

Matrix 70 Fully Sculptured PVCu Window System.

Casement Windows. Tilt/Turn Windows. Vertical Slider PVCu System.

Kitemark™ Certificate No. KM 61727



BS 7412
KM 33686

BS 7412 – Plastic windows made from PVCu extruded hollow profiles

Matrix 70 Fully Sculptured PVCu Window System.

Casement Windows. Tilt/Turn Windows. Vertical Slider PVCu System.

Kitemark™ Certificate No. KM 33686



BS 7412/PAS 24
DOORS
KM 85377

BS 7412: 2007 / PAS 24: 2016 – Enhanced security performance requirements for door assemblies

Matrix 70 PVCu Residential Door System. Consort French Door.

Imagine Bi-Folding Door System, fabricated and installed in accordance with the latest issue of the Veka UK Group Imagine Bi-Folding Door System technical manual.

Kitemark™ Certificate No. KM 85377



BS 8529/PAS 24
DOORS
KM 597995

BS 8529: 2010 / PAS 24: 2016 – Enhanced security performance requirements for composite door assemblies

Composite Residential Doors.

Kitemark™ Certificate No. KM 597995



BS EN ISO 9001 – Quality Management System

Certificate No. FM 29754

Secured by Design

Police preferred specification



Secured by Design – Licence holder

Secured by Design (SBD) is the national police crime prevention initiative that works with all UK police forces to design out crime.

SBD is a police initiative that improves the security of buildings and their immediate surroundings to provide safe places to live, work, shop and visit.

If you require Secured by Design please specify at the point of order.

Casement

- » Anti-jimmies
- » Security glazing clips
- » Locking handles
- » Standard glass
- » Toughened laminate glass if within 400mm of a door or easily accessible of a non-locking handle (customer to advise)

Tilt & turn

- » High-security gearing
- » Fully reinforced
- » Security glazing clips
- » Locking handles
- » Standard glass
- » Toughened laminate glass if within 400mm of a door or easily accessible of a non-locking handle (customer to advise)

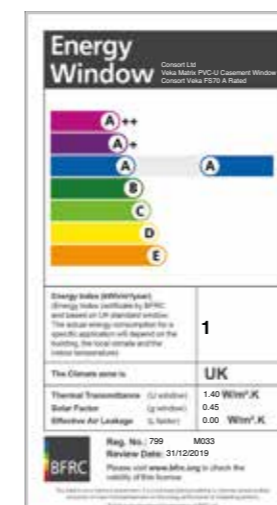
Vertical slider

- » BS7950
- » Locking handles
- » Standard glass
- » Toughened laminate glass if within 400mm of a door or easily accessible of a non-locking handle (customer to advise)

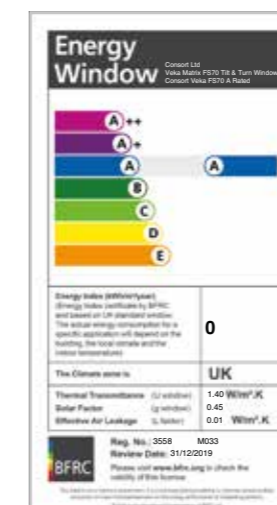
Fully reversible

- » Security glazing clips
- » Locking handles
- » Standard glass
- » Toughened laminate glass if within 400mm of a door or easily accessible of a non-locking handle (customer to advise)

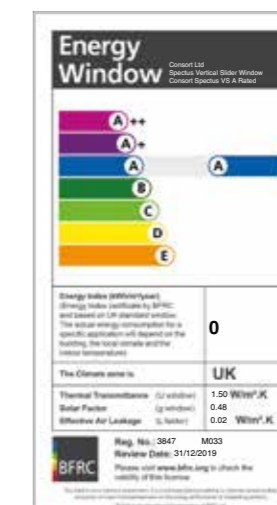
BFRC energy index certificates




Casement



Tilt & turn



Vertical slider



Flush sash casements